

Please check the examination details below before entering your candidate information

Candidate surname					Other names				
Centre Number					Candidate Number				
<input type="text"/>	<input type="text"/>	<input type="text"/>	<input type="text"/>	<input type="text"/>	<input type="text"/>	<input type="text"/>	<input type="text"/>	<input type="text"/>	

Pearson Edexcel Level 1/Level 2 GCSE (9–1)

Friday 14 June 2024

Afternoon (Time: 1 hour 10 minutes) **Paper reference** **1SC0/2PH**

Combined Science
PAPER 6

Higher Tier

You must have:
Calculator, ruler, Equation Booklet (enclosed)

Total Marks

Instructions

- Use **black** ink or ball-point pen.
- **Fill in the boxes** at the top of this page with your name, centre number and candidate number.
- Answer **all** questions.
- Answer the questions in the spaces provided
– *there may be more space than you need.*
- Calculators may be used.
- Any diagrams may NOT be accurately drawn, unless otherwise indicated.
- You must **show all your working out** with **your answer clearly identified** at the end of your solution.

Information

- The total mark for this paper is 60.
- The marks for **each** question are shown in brackets
– *use this as a guide as to how much time to spend on each question.*
- In questions marked with an **asterisk** (*), marks will be awarded for your ability to structure your answer logically, showing how the points that you make are related or follow on from each other where appropriate.

Advice

- Read each question carefully before you start to answer it.
- Try to answer every question.
- Check your answers if you have time at the end.

Turn over ►

R74483RA

©2024 Pearson Education Ltd.
F:1/1/

DO NOT WRITE IN THIS AREA

DO NOT WRITE IN THIS AREA

DO NOT WRITE IN THIS AREA

BLANK PAGE



Answer ALL questions. Write your answers in the spaces provided.

Some questions must be answered with a cross in a box ☒. If you change your mind about an answer, put a line through the box ☒ and then mark your new answer with a cross ☒.

- 1 (a) Figure 1 is a circuit diagram.

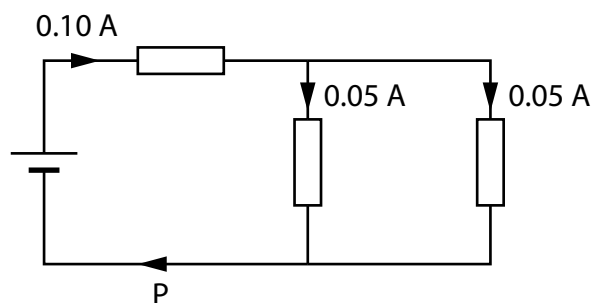


Figure 1

The current at P is

(1)

- A 0.05 A
- B 0.10 A
- C 0.15 A
- D 0.20 A

(b) Some students investigate resistors in parallel.

The students set up a circuit containing **four** identical resistors.

The circuit used is shown in Figure 2.

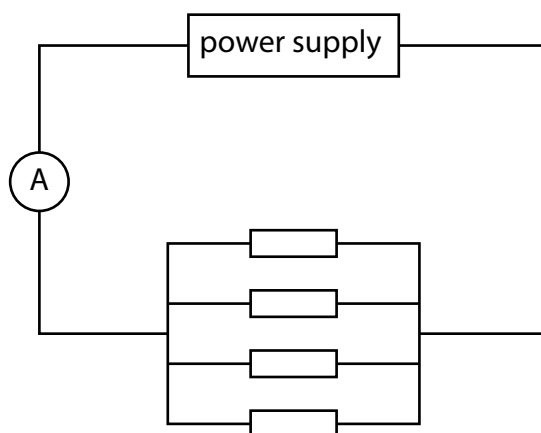


Figure 2

The students measure the current from the power supply and the voltage (p.d.) across the resistors.

- (i) On Figure 2, draw a voltmeter connected to measure the voltage (p.d.) across the resistors.

(1)

The students remove one resistor and measure the current and voltage again with only 3 resistors in the circuit.

They repeat the measurements of current and voltage with only 2 resistors in the circuit and then with only 1 resistor in the circuit.

Figure 3 is a table of their results.

number of resistors	current in mA	voltage in V
4		6.00
3	27.3	6.00
2	18.2	6.00
1	9.1	6.00

Figure 3

- (ii) Using data from the table in Figure 3, predict the current from the power supply when there are 4 resistors in the circuit.

(1)

current = mA

- (iii) Using data from the table in Figure 3, calculate the resistance of **only 1** resistor.

(3)

resistance = Ω

- (iv) Using data from the table in Figure 3, explain what happens to the **total resistance of the circuit** as the number of resistors in parallel decreases.

(3)

(Total for Question 1 = 9 marks)

- 2 (a) A coil of copper wire has a mass of 14.1 g.

The density, ρ , of copper is 8.96 g/cm^3 .

Calculate the volume of the copper wire.

Use the equation

$$\rho = \frac{m}{V} \quad (3)$$

volume = cm^3

(b) Figure 4 gives information about the density of aluminium.

	density in g/cm ³
solid aluminium	2.70
liquid aluminium	2.38

Figure 4

Explain the difference between the density of solid aluminium and the density of liquid aluminium in terms of the arrangement of particles.

(2)

(c) A student boils some water.

Calculate the amount of thermal energy needed to change 60.0 g of water to steam at its boiling point.

The specific latent heat of vaporisation of water, L , is 2.26×10^6 J/kg.

Use the equation

$$Q = m \times L$$

(2)

amount of thermal energy = J

- (d) Some students measure the volume of a lump of modelling clay using a measuring jug, as shown in Figure 5.

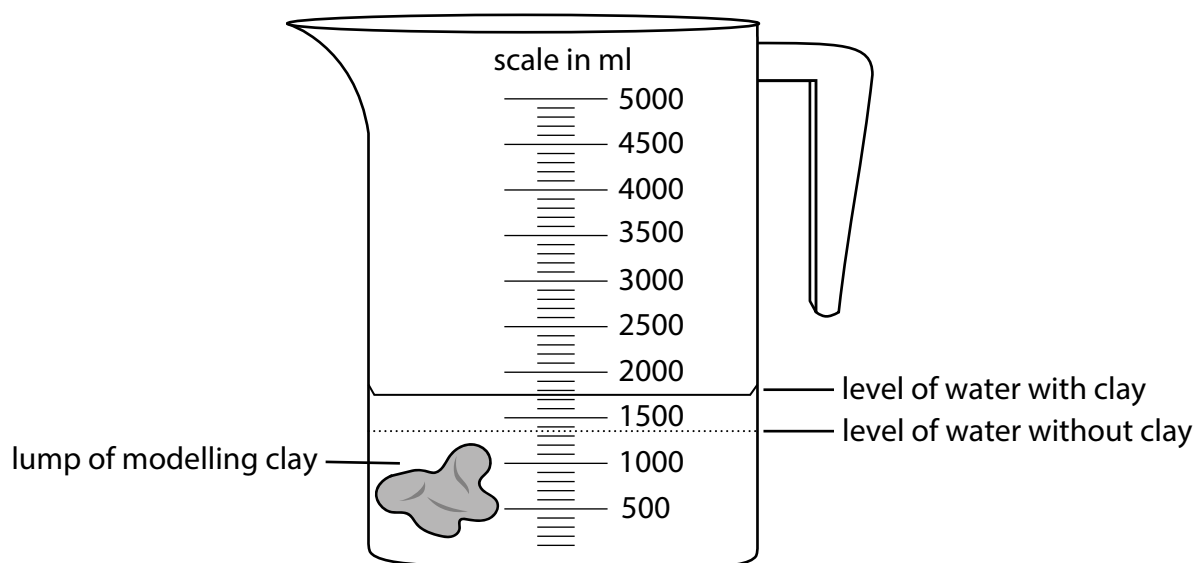


Figure 5

Using Figure 5, estimate the volume of the modelling clay in cm^3 .

You may assume that 1 litre = 1000 cm^3 .

(2)

volume = cm^3

(Total for Question 2 = 9 marks)

DO NOT WRITE IN THIS AREA

DO NOT WRITE IN THIS AREA

DO NOT WRITE IN THIS AREA

BLANK PAGE



3 (a) Figure 6 represents the Earth.

Figure 6 shows **two** magnetic compass needles placed near to the Earth's surface, at points Q and T.

Each magnetic compass needle can rotate about its central dot.

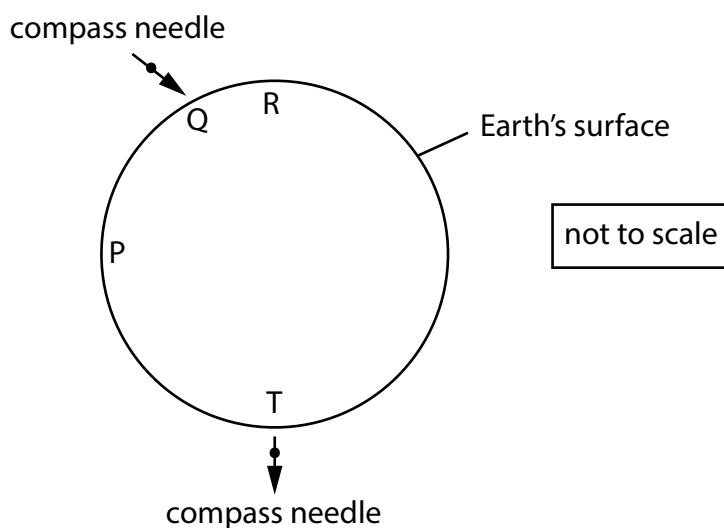


Figure 6

- (i) A compass needle is placed at point P and another at point R, near to the Earth's surface.

On Figure 6, draw an arrow at point P and an arrow at point R to show the direction of the compass needle at each point.

(2)

- (ii) Explain why the arrows point in the directions you have drawn in part (i).

You may draw on Figure 6 to help your answer.

(3)

(b) Figure 7 shows a wire placed between the poles of a U-shaped magnet.

The wire is connected to a resistor and a battery.

The wire carries a current in the direction shown.

The wire is perpendicular to the magnetic field of the magnet.

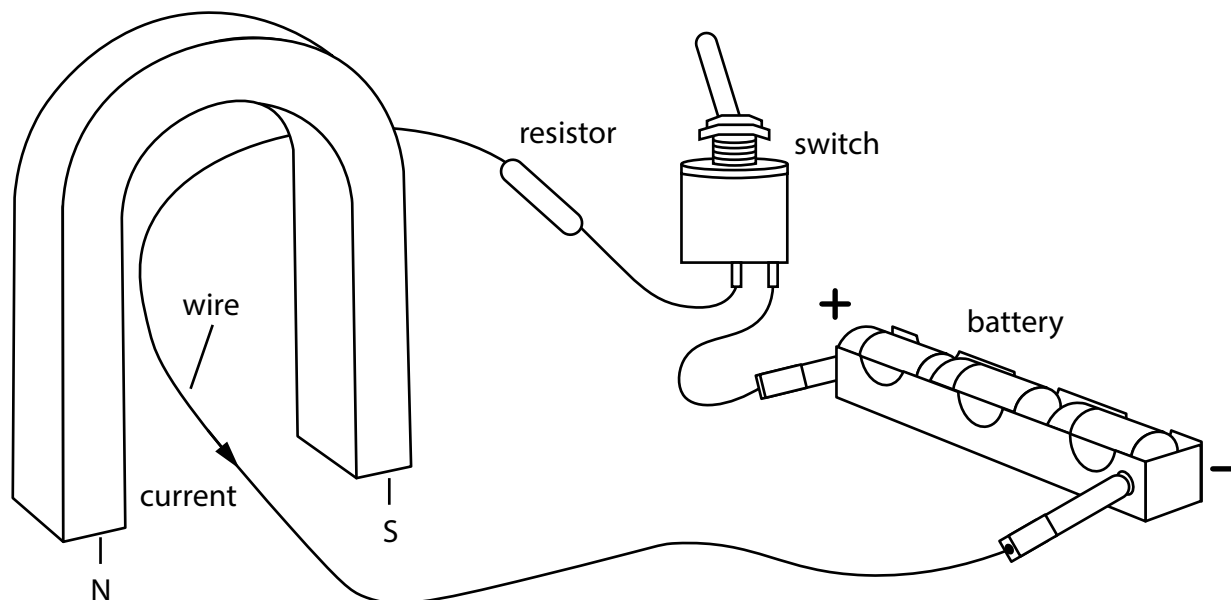


Figure 7

- (i) Draw an arrow on Figure 7 to show the direction of the force, F , acting on the wire.

Label this arrow 'F'.

(1)

- (ii) State **one** practical way of reversing the direction of force F .

(1)

(iii) In Figure 7

- current in the wire = 3.2 A
- length of wire in the magnetic field = 0.042 m
- magnitude of the force on the wire = 0.078 N

Calculate the magnitude of the magnetic flux density between the two poles of the magnet.

(2)

magnetic flux density =

T

(Total for Question 3 = 9 marks)

DO NOT WRITE IN THIS AREA

DO NOT WRITE IN THIS AREA

DO NOT WRITE IN THIS AREA

BLANK PAGE



- 4 (a) Figure 8 shows an athlete training with a push sled.




Figure 8

The athlete pushes the sled with a force of 645 N.

Calculate the distance the sled moves when the force of 645 N does 7440 J of work on the sled.

Give your answer to an appropriate number of significant figures.

(3)

distance moved =

m

DO NOT WRITE IN THIS AREA

DO NOT WRITE IN THIS AREA

DO NOT WRITE IN THIS AREA

(b) Figure 9 shows an electric motor lifting a set of masses.

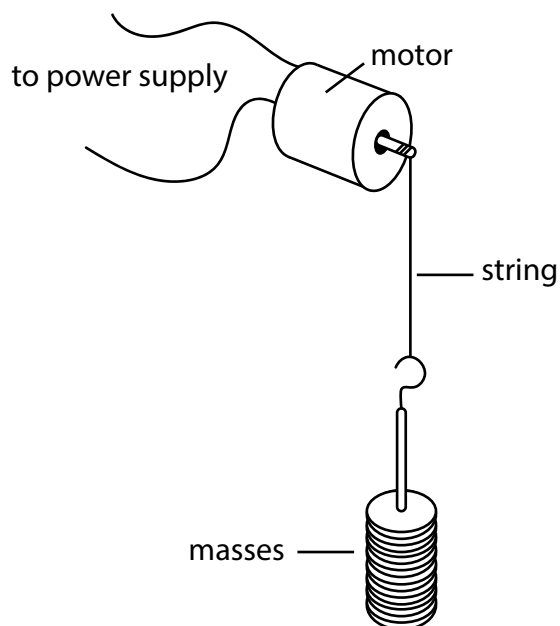


Figure 9

- (i) Describe an experiment, using the apparatus in Figure 9, to determine the gravitational potential energy gained by the masses as they are lifted.

Your description should include any measuring devices to be used.

You may add to the diagram in Figure 9 if it helps your answer.

(4)

- (ii) In one experiment, the change in gravitational potential energy of the masses was 5.8 J.

The total mass lifted was 320 g.

Calculate the vertical height the masses travelled through.

Use $g = 10 \text{ N/kg}$.

(2)

height = m

- (iii) The efficiency of the motor was 59%.

State **one** reason why the motor was not 100% efficient.

(1)

(Total for Question 4 = 10 marks)

DO NOT WRITE IN THIS AREA

DO NOT WRITE IN THIS AREA

DO NOT WRITE IN THIS AREA

- 5 (a) A student investigates how current varies with potential difference across a filament lamp.

The student uses a power supply, a variable resistor, the filament lamp and two meters.

Part of the circuit diagram is shown in Figure 10.

Complete the circuit diagram needed for this investigation.

(3)



Figure 10

- (b) Another student repeats the investigation in part (a) using a data logger.

The data logger records observations using sensors instead of meters. The sensors are connected to a computer to collect and display the observations.

The data logger collects 555 pairs of data in 2 minutes.

The results are shown in Figure 11.

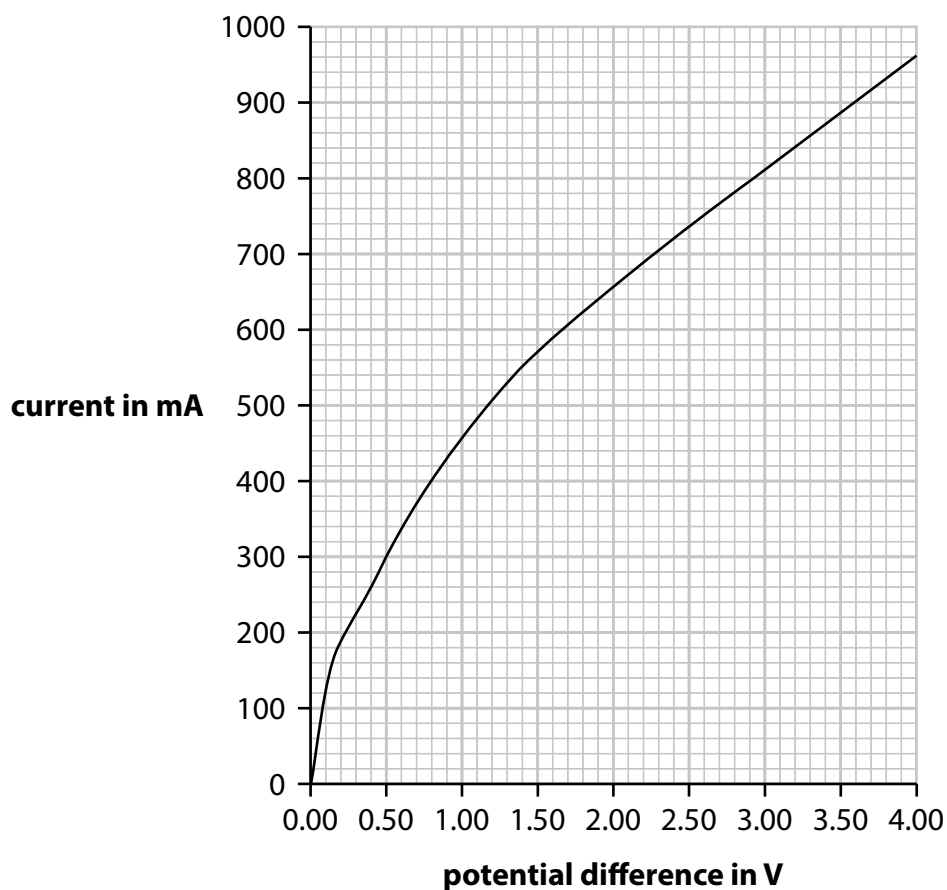


Figure 11

- (i) Suggest **one** advantage of using a data logger instead of meters in this investigation.

(1)

- (ii) Describe how current varies with potential difference in the graph in Figure 11.

(2)

(iii) Use data from the graph in Figure 11 to show how the resistance changes with potential difference for the filament lamp.

(2)

(c) Which of these equations is correct?

(1)

A $\text{time} = \frac{\text{charge}}{\text{current}}$

B $\text{time} = \text{charge} \times \text{current}$

C $\text{time} = \frac{\text{power}}{\text{energy}}$

D $\text{time} = \text{power} \times \text{energy}$

(d) The unit of work is the joule.

Starting with the meaning of work, we may obtain an equivalent unit of work as Nm.

Using $\text{work} = F \times d$

$\text{unit of work} = \text{unit of force} \times \text{unit of distance} = \text{Nm}$

The unit of potential difference is the volt.

Explain how, starting with the meaning of potential difference, we may obtain an equivalent unit of potential difference.

(2)

(Total for Question 5 = 11 marks)

6 (a) Which of these changes of state describes sublimation?

(1)

- A from gas to liquid
- B from liquid to solid
- C from solid to gas
- D from solid to liquid

(b) Figure 12 shows a sealed aerosol can.




Figure 12

The sealed can is taken from a cold room into a warm room.

If the volume of the can remains the same, which of these does **not** change?

- A the pressure inside the can
- B the mean speed of the particles inside the can
- C the mean distance between the particles inside the can
- D the mean size of the momentum of the particles inside the can

(1)

(c) Figure 13 shows a storage heater.

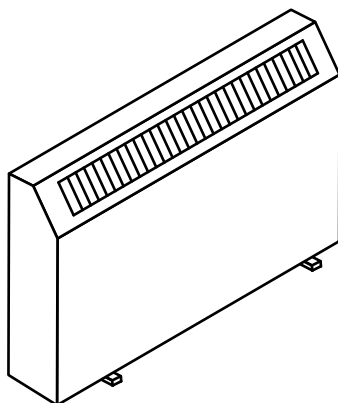


Figure 13

The storage heater contains bricks.

The bricks are heated electrically.

The electrical heater supplies 210 kJ of energy to each brick in the storage heater.

One brick has a mass of 5.8 kg.

The specific heat capacity for the brick is 860 J/kg K.

(i) Use this data to calculate the increase in temperature of the brick.

(2)

temperature increase = °C

(ii) The actual temperature increase will be smaller than you calculated in (i).

Explain why the actual temperature increase will be smaller than the value in (i).

(2)

*(d) Describe an investigation to determine the value for the specific heat capacity of water.

Your answer should include details of

- the apparatus needed
- the experimental procedure
- how the value may be calculated from the measurements taken.

You may draw a diagram to help your answer.

(6)

DO NOT WRITE IN THIS AREA

DO NOT WRITE IN THIS AREA

DO NOT WRITE IN THIS AREA



DO NOT WRITE IN THIS AREA

DO NOT WRITE IN THIS AREA

DO NOT WRITE IN THIS AREA

(Total for Question 6 = 12 marks)

TOTAL FOR PAPER = 60 MARKS

Pearson Edexcel Level 1/Level 2 GCSE (9–1)

Friday 14 June 2024

Paper
reference

1SC0/2PH

Combined Science
PAPER 6

Higher Tier

Equation Booklet

Do not return this Booklet with the question paper.

Turn over ►

R74483RA

©2024 Pearson Education Ltd.
F: 1/1/

If you're taking **GCSE (9–1) Combined Science** or **GCSE (9–1) Physics**, you will need these equations:

HT = higher tier

distance travelled = average speed \times time	
acceleration = change in velocity \div time taken	$a = \frac{(v - u)}{t}$
force = mass \times acceleration	$F = m \times a$
weight = mass \times gravitational field strength	$W = m \times g$
HT momentum = mass \times velocity	$p = m \times v$
change in gravitational potential energy = mass \times gravitational field strength \times change in vertical height	$\Delta GPE = m \times g \times \Delta h$
kinetic energy = $\frac{1}{2} \times \text{mass} \times (\text{speed})^2$	$KE = \frac{1}{2} \times m \times v^2$
efficiency = $\frac{(\text{useful energy transferred by the device})}{(\text{total energy supplied to the device})}$	
wave speed = frequency \times wavelength	$v = f \times \lambda$
wave speed = distance \div time	$v = \frac{x}{t}$
work done = force \times distance moved in the direction of the force	$E = F \times d$
power = work done \div time taken	$P = \frac{E}{t}$
energy transferred = charge moved \times potential difference	$E = Q \times V$
charge = current \times time	$Q = I \times t$
potential difference = current \times resistance	$V = I \times R$
power = energy transferred \div time taken	$P = \frac{E}{t}$
electrical power = current \times potential difference	$P = I \times V$
electrical power = (current) $^2 \times$ resistance	$P = I^2 \times R$
density = mass \div volume	$\rho = \frac{m}{V}$

	force exerted on a spring = spring constant \times extension	$F = k \times x$
	(final velocity) ² – (initial velocity) ² = 2 \times acceleration \times distance	$v^2 - u^2 = 2 \times a \times x$
HT	force = change in momentum \div time	$F = \frac{(mv - mu)}{t}$
	energy transferred = current \times potential difference \times time	$E = I \times V \times t$
HT	force on a conductor at right angles to a magnetic field carrying a current = magnetic flux density \times current \times length	$F = B \times I \times l$
	For transformers with 100% efficiency, potential difference across primary coil \times current in primary coil = potential difference across secondary coil \times current in secondary coil	$V_p \times I_p = V_s \times I_s$
	change in thermal energy = mass \times specific heat capacity \times change in temperature	$\Delta Q = m \times c \times \Delta\theta$
	thermal energy for a change of state = mass \times specific latent heat	$Q = m \times L$
	energy transferred in stretching = 0.5 \times spring constant \times (extension) ²	$E = \frac{1}{2} \times k \times x^2$

If you're taking **GCSE (9–1) Physics**, you also need these extra equations:

	moment of a force = force \times distance normal to the direction of the force	
	pressure = force normal to surface \div area of surface	$P = \frac{F}{A}$
HT	$\frac{\text{potential difference across primary coil}}{\text{potential difference across secondary coil}} = \frac{\text{number of turns in primary coil}}{\text{number of turns in secondary coil}}$	$\frac{V_p}{V_s} = \frac{N_p}{N_s}$
	to calculate pressure or volume for gases of fixed mass at constant temperature	$P_1 \times V_1 = P_2 \times V_2$
HT	pressure due to a column of liquid = height of column \times density of liquid \times gravitational field strength	$P = h \times \rho \times g$

END OF EQUATION LIST